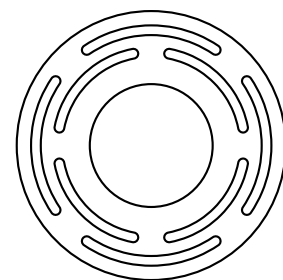
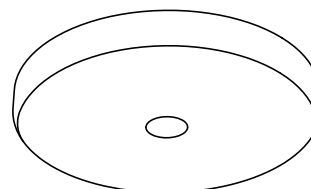


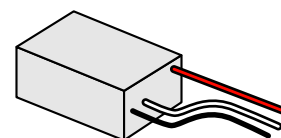
## COMPONENTS INCLUDED IN CANOPY KIT



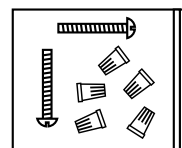
Universal Mounting Bracket



Canopy



Transformer



Accessory bag



Collar Ring

- 1** Turn power off at electrical box.
- 2** Ground the universal mounting bracket to junction box and transformer wire.
- 3** Connect the black and white wires of transformer to the hot and neutral wires in Jbox.
- 4** Insert transformer into Jbox.
- 5** Connect secondary low voltage wires of transformer to universal mounting bracket connector wires.
- 6** Position universal mounting bracket toward Jbox and secure universal mounting bracket directly to Jbox using screws from accessory bag.
- 7** Slide decorative canopy cover over universal mounting bracket and secure canopy to universal mounting bracket using threaded decorative collar ring.
- 8** Place the canopy cover over the universal mounting bracket and screw cap onto the threaded universal mounting bracket post.